




430 US HWY 62/180 West, Seminole, TX 79360  
 Phone 432.758.9900 • Fax 432.758.9903  
 Email sales@jnlsteel.com



- \* Weld-up Buildings
- \* Pre-Engineered Buildings
- \* Beams
- \* Purlin
- \* Structural Steel
- \* Rebar
- \* Panel
- \* Custom Trim



- Final color selection should be made from actual color chips.
- A 40-year limited paint warranty is available for all colors upon request. Please inquire about other warranties available, like 25 or 10-year.
- Solar Reflectivity (SR):  
 Solar reflectivity or reflectance is the measure of a material's ability to reflect solar energy or sunlight from its surface. SR values are numbered 0 to 1.0. A value of 0 indicates that the surface absorbs all solar energy and a value of 1.0 indicates total reflectance.
- Solar Reflectance Index (SRI):  
 The SRI is used to determine compliance with LEED requirements and is calculated according to ASTM E 1980 using values for reflectance and emissivity. To meet LEED requirements, a roofing material must have an SRI of 29 or greater for steep slope roofing and an SRI value of 78 or higher for low slope roofing. For more information, visit [www.usgbc.org](http://www.usgbc.org).

**SHERWIN-WILLIAMS**  
 Coil Coatings

Sherwin-Williams® is a trademark of SWIMC LLC.

① Polar White SR .60 • SRI 71

② Saddle Tan SR .48 • SRI 55

③ Desert Sand SR .42 • SRI 47

④ Brownstone SR .45 • SRI 51

⑤ Light Brown SR .31 • SRI 31

⑥ Cocoa Brown SR .28 • SRI 27

⑦ Hershey Brown SR .33 • SRI 35

⑧ Ash Gray SR .48 • SRI 55

⑨ Old Town Gray SR .42 • SRI 47

⑩ Smoke Gray SR .36 SRI 38

Burnished Slate SR .28 • SRI 27 ⑳

Dark Bronze SR .28 • SRI 28 ㉑

Crimson Red SR .38 • SRI 42 ㉒

Rustic Red SR .36 • SRI 38 ㉓

Apple Red SR .34 • SRI 35 ㉔

Berry SR .30 • SRI 18 ㉕

Colony Green SR .32 • SRI 31 ㉖

Evergreen SR .31 • SRI 31 ㉗

Hawaiian Blue SR .25 • SRI 24 ㉘

Gallery Blue SR .27 • SRI 27 ㉙

⑪ Charcoal Gray SR .27 • SRI 26

⑫ Gunship Gray SR .41 • SRI 48

⑬ Light Stone SR .50 • SRI 57

⑭ Ivory SR .60 • SRI 71

⑮ Copper Metallic SR .45 • SRI 50

⑯ Black SR .30 • SRI 29

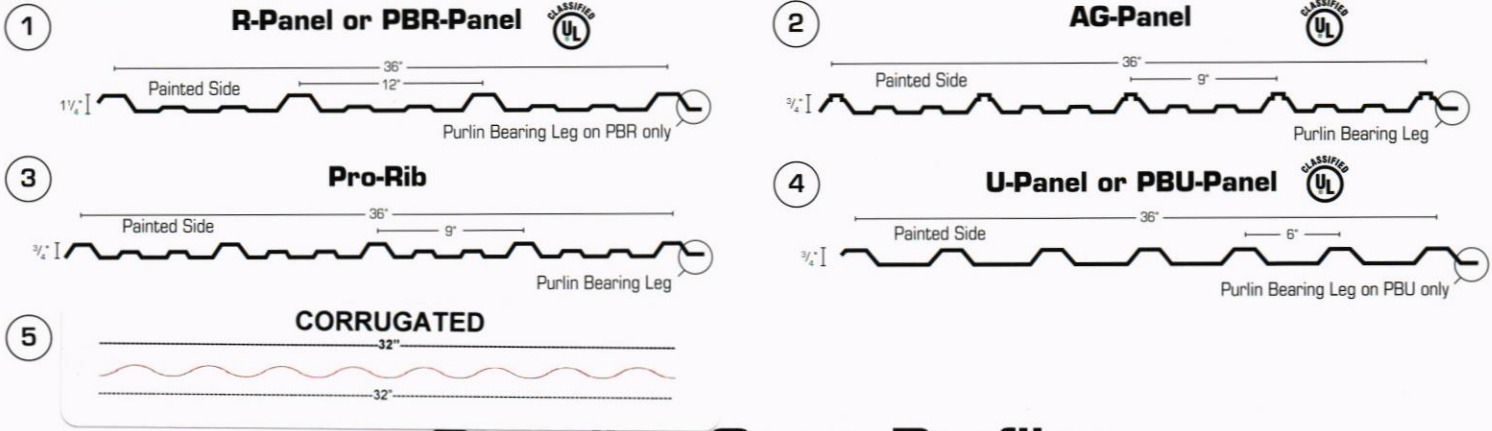
⑰ Galvalume SR .28 • SRI 27

Scan for more info:





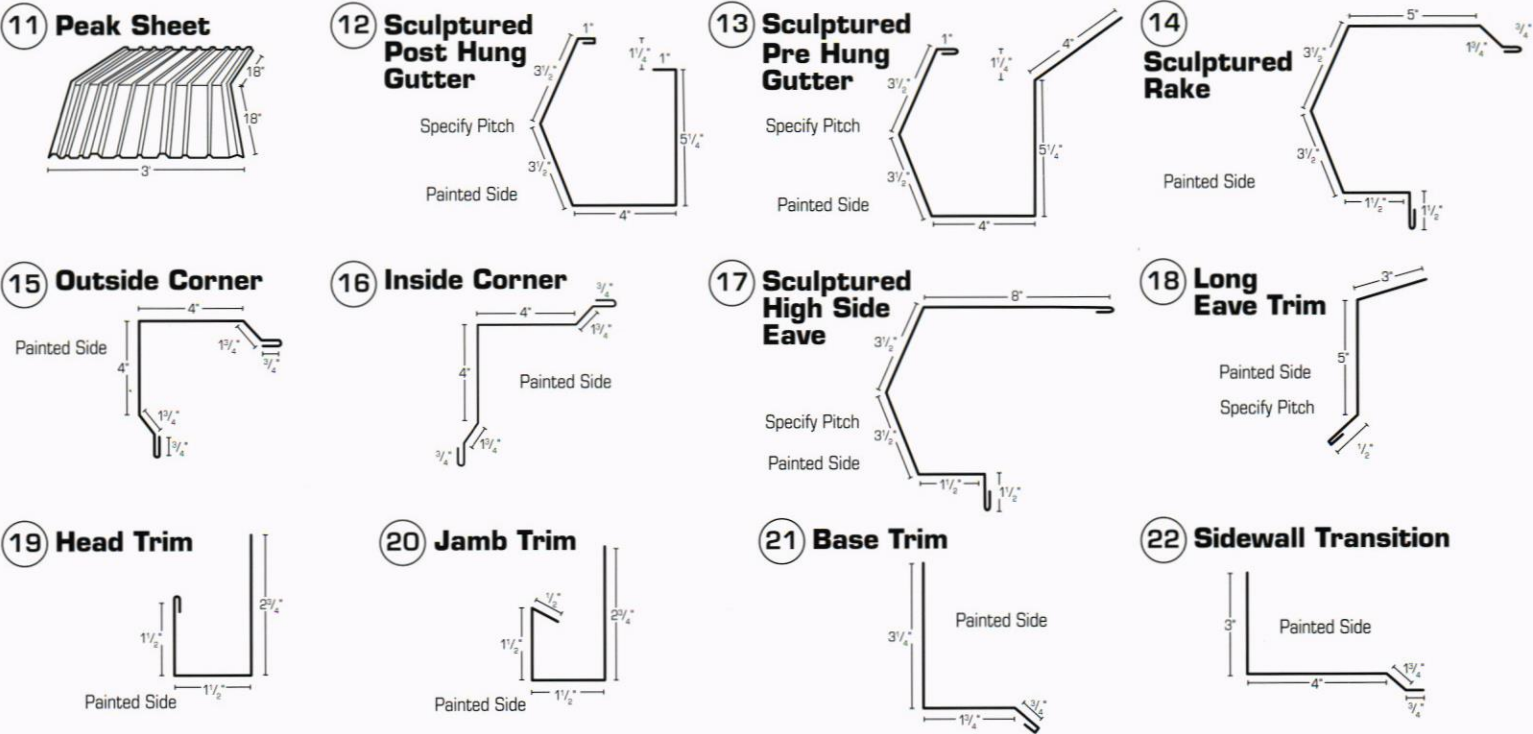
# Sheet Metal Profiles




## Standing Seam Profiles



## Commercial Trim



## Residential Trim



Custom Trim Available